

GLASS

DISCOUNT GLASS

LOCALLY OWNED AND OPERATED SINCE 1986



24/7 Emergency Glass Replacement Service Provider

FREE Measure and quote appointments available from Monday to Friday 8:00 – 4:00
*Pending availability

02 6253 1099

info@discountglass.com.au

4 Purdue St Belconnen A.C.T

Decorative Glass

Whether you need an Emergency Glass Replacement or are simply looking to update your home, decorative/frosted glass is your best choice for aesthetics, privacy and safety.

Decorative glass enables you to add style and elegance to your home. The advantages of etched, coloured, sandblasted, textured and other decorative glass designs are clear: The look and privacy can be customised, while light still pours from room to room, creating an open feel even in confined spaces.

The size and location of your new glass will dictate where safety glass is required. Commonly the below areas require Safety Laminated or Toughened / Tempered glass to meet the Australian Building Codes:

AS1288 – Glass in buildings: selection and installation

AS2208 – Safety glazing: glass in buildings


- External and internal doors
- Windows next to doors
- Bathrooms and Shower Screens
- Low lying or bottom panel windows
- Sidelite panels which run beside door frame


Safety Laminated Glass:


Safety laminated glass is a type of safety glass that holds together when shattered. In the event of breaking, it is held in place by a clear interlayer. The interlayer is made from polyvinyl butyral (PVB) adhered between layers of glass. This interlayer of glass remains bonded when broken, producing the characteristic spider web cracking pattern when the impact is not enough to completely pierce the glass.


Toughened/ Tempered Glass:


Toughened (also known as tempered) glass is a type of safety glass that is processed by treating the glass with a controlled thermal treatment. This process introduces stress into the glass and produces a glass 4–5 times stronger than annealed float glass. Tempering puts the outer surfaces into compression and the inner surface into tension. Such stresses cause the glass, when broken, to crumble into small granular pieces instead of splintering into jagged shards as broken standard float/plate glass.

 We will arrange a time for a member of our professional glazing team to come to you and conduct a free onsite measure, assessment and quote. Once you accept our quote, you then simply need to select the preferred glass you would like to install.

 We order toughened / tempered glass from our external supplier. General turnaround time for this glass from measure, order to install is generally 2 weeks.

 We cut most Clear and White Safety Laminated in our factory so the turnaround is much quicker, generally same day or next day install.

 Double Glazing is also an option for suitable frames. Please discuss this with our glazier.

 Regardless of your choice, our glaziers will ensure you and your home are safe with a variety of Make Safe options available including temporarily glazing the windows while your special order is being custom made.

Directional Designs

Desert Sand



Glue Chip



Rain



Non-Directional Designs

Spotswood



Roughcast



Satinlite



Cathedral



Acid Etch



Kystalite/Kosciusko



Discount Glass offers a 100% price match guarantee to genuine competitors' quotes.

*T&C's do apply

Our workmanship is guaranteed for life.

White Safety Laminated Glass



All of these designs are available in our shopfront to see up close and personal for a greater and more accurate visual comparison.